



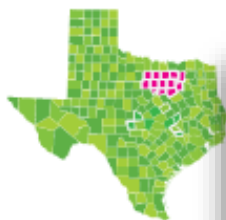
Population Health Trajectory – VBP and Beyond

DSRIP Statewide Learning Collaborative
August 30, 2016

DEVELOPING ACCOUNTABLE HEALTH COMMUNITIES AT THE PROVIDER LEVEL

- Network Overview & Relevance
- Success Drivers for Volume to Value Transition
- Mission Critical – Communication Cycle & JOCs
- A2B – Taking Analytics to the Bedside for Practice Transformation Yields Results
- Comprehensive Care Management Resource Support
- Accountable Healthcare Communities
- Glide Path for Transition to Value-Based Care Delivery

Network Overview & Relevance



North Texas



Primary Care



Specialist

2,



88

364

PCMH

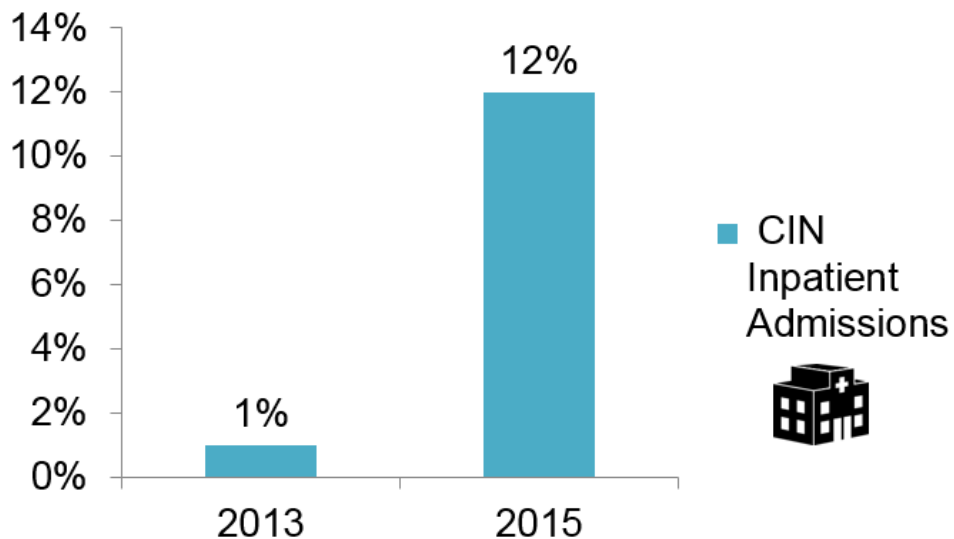
ACC

BaylorScott&White

CIN Value-based Contracts Contributing to Appropriate Hospital Admissions

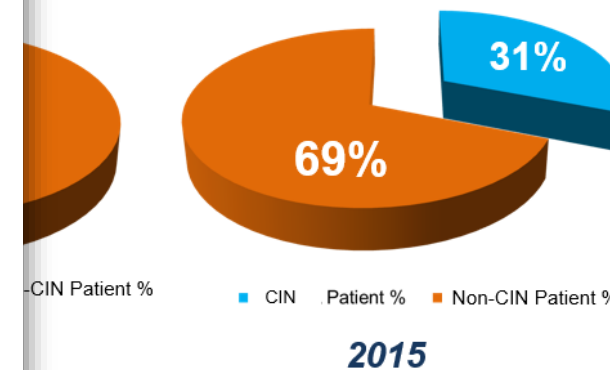
12% (up from 1%) of hospital admissions occur within CIN Value Based population

CIN Inpatient Admissions



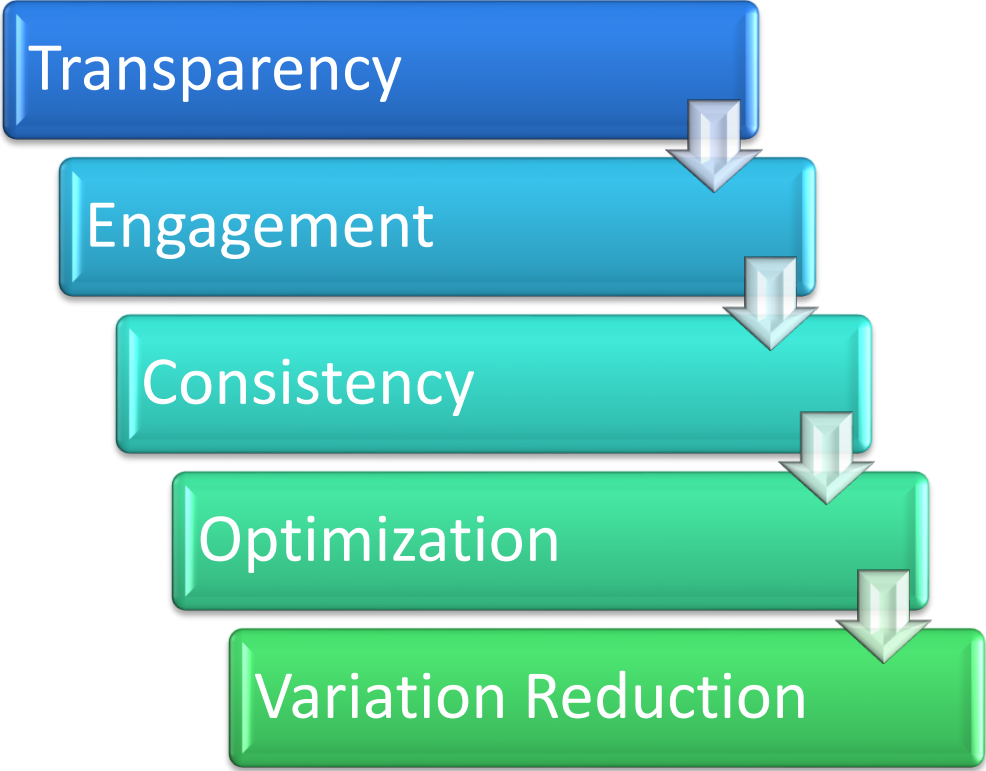
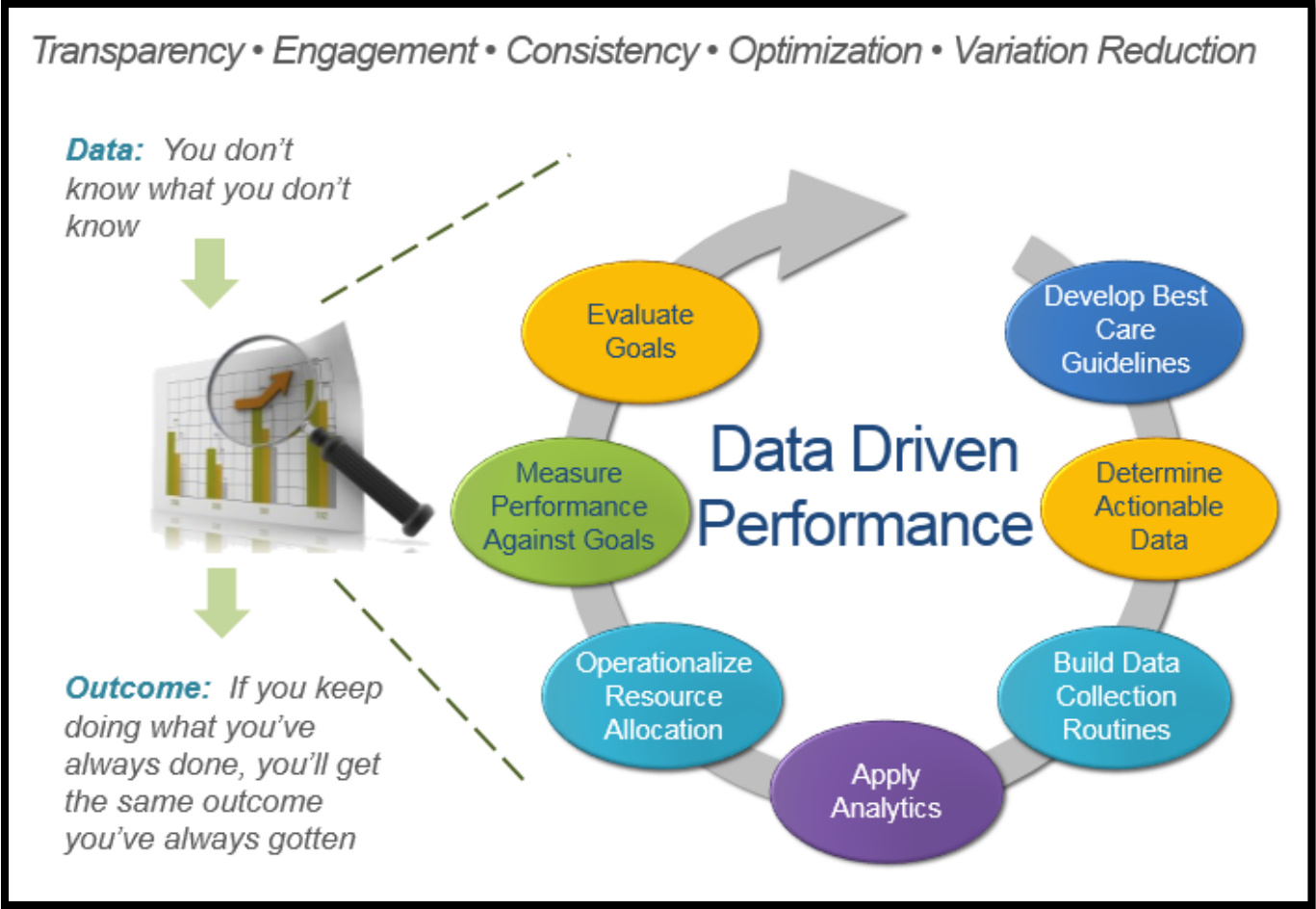
Regional Hospitals	CIN admits
Hospital A	25%
Hospital B	20%
Hospital C	18%
Hospital D	17%
Hospital E	14%
Hospital F	13%
Hospital G	10%
Hospital H	9%
Hospital I	8%
Hospital J	4%
Hospital K	4%
Hospital L	2%
Grand Total	12%

Order Panels



INCREASED from 3% TO 31%

Success Drivers for Volume to Value Transition



BSWQA Member Communication Cycle

Data Transparency



- Nightly Refresh of PM-EHR Data
- Monthly Refresh of Claims Data
- Member website
- Provider Performance Dashboard

Provider Messaging

- Network Field Advisor
- eNewsletter
- eCME and other Edu
- Ad Hoc Virtual Comm

Practice Messaging

- Practice/ Provider Joint Operations Council (JOCs)
- Practice/Provider Rapid Response Team
- Regional Open Forum POE/POD



JOC: What It Is

A Medical Executive Committee Joint Operations Council is a multi-disciplinary meeting with those who make co-create solutions and implement them.

Goal:

- Optimize the spread of initiatives
- Increase performance awareness
- Celebrate quality achievement
- Monitor opportunities for improvement
- Share corporate messages in the field

Approach



Considerations:

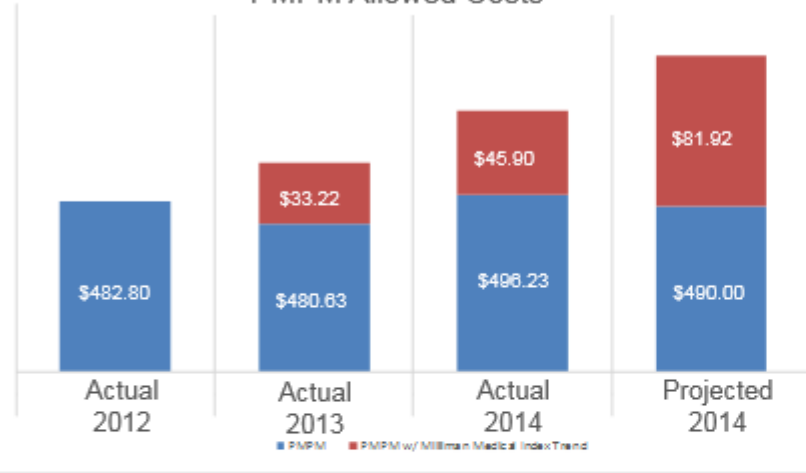
- Network Utilization Management
- Risk Adjustment Factor
- Clinical Quality
- Clinical Efficiency
- Patient Experience
- Clinical Integration

- BSWQA Subcommittee(s):
*Primary Care * Pediatrics * P&T **
*Post-Acute * Readmissions*

Analytics to Bedside (A2B) Yields Results

Quality Improvements

BSW NTX Employee Health Plan
PMPM Allowed Costs



Medical trend continues to outperform the market and remain flat over first 3 years

Zero Trend
IN TOTAL MEDICAL COSTS

12%

FEWER HOSPITAL ADMISSIONS

Controlling costs through the reduction of inappropriate admissions

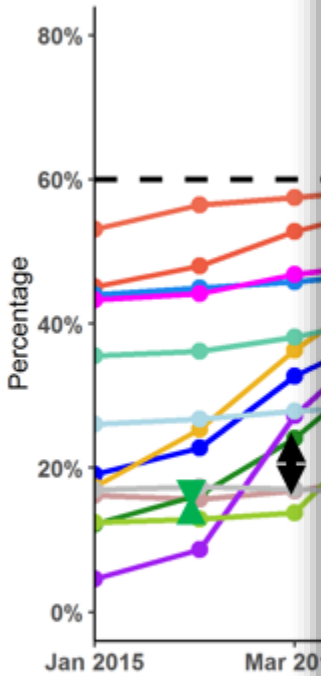
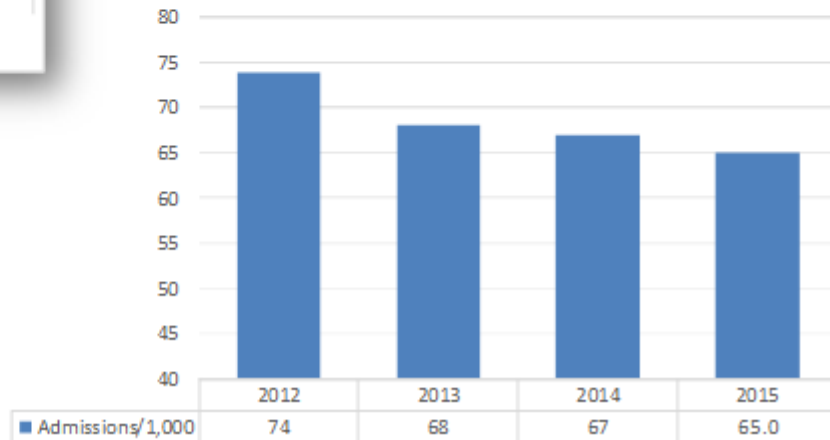


6%

REDUCTION IN MEDICAL COSTS

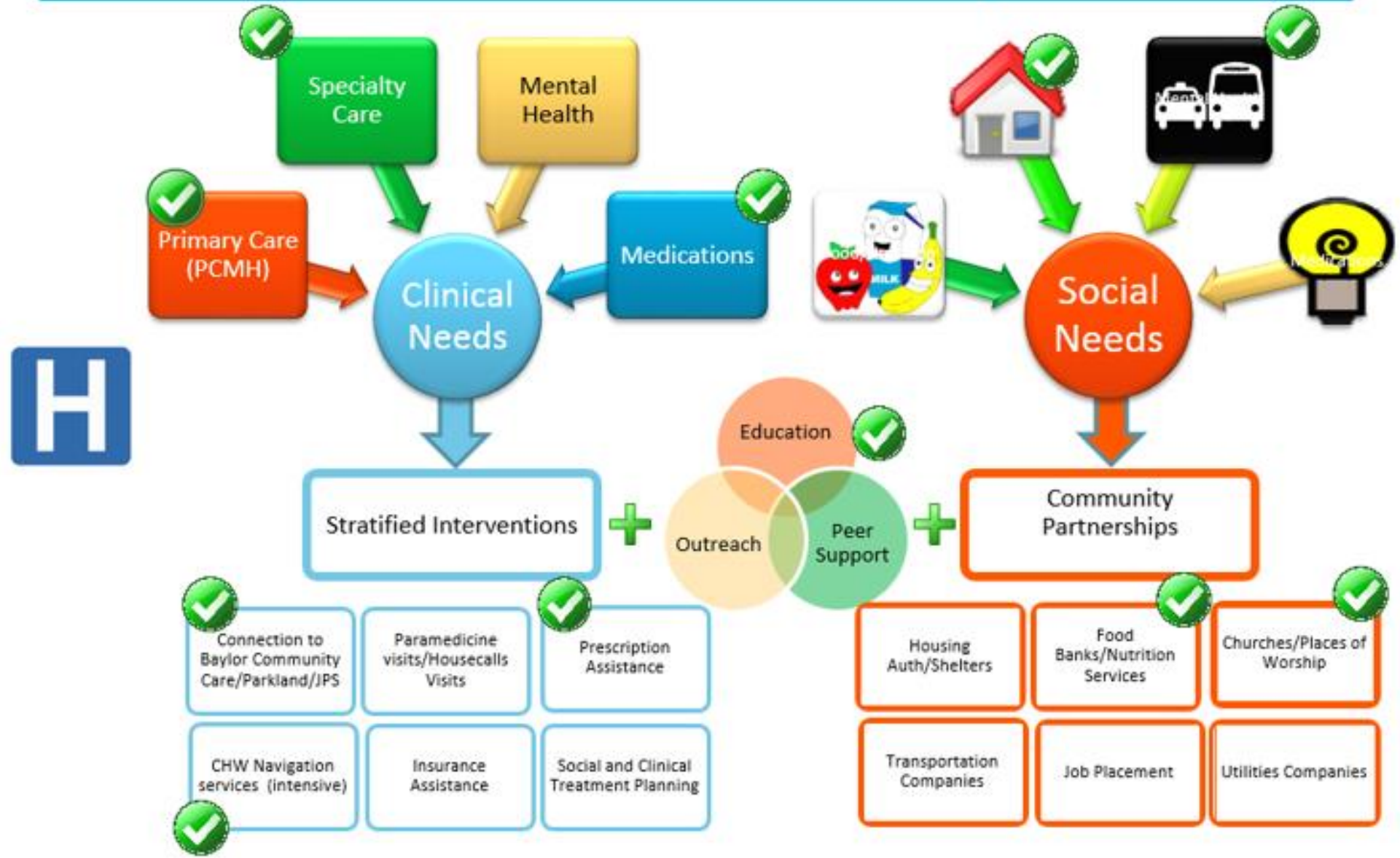
Preventive

Admissions Per Thousand BSW NTX Employee Plan



Patients 65 and older who

Future State: Accountable Health Communities (BSWH version)



Glide Path for Transition to Value-Based Care Delivery

